

# MaxTester 945 Fiber Certifier OLTS

OPTIMIZED FOR DATA CENTER AND ENTERPRISE TIER-1 FIBER CERTIFICATION



- Fully featured tier-1 fiber certifier with a tablet-inspired design and short learning curve. Optimized, clear and fast first-time-right data center system acceptance.



## KEY FEATURES

7-inch, high-resolution touchscreen—the widest screen on the market

Leading FasTesT™ performances: certifies two fibers at two wavelengths in 2.6 seconds

Onboard assistant and diagnosis for elimination of reference errors

Built-in Encircled-Flux compliancy as per ANSI/TIA and ISO/IEC

100% automated fiber inspection: one-step process with pass/fail analysis at both ends of the fiber (with FIP-400B)

Certifies to multiple industry standards simultaneously

Optional optical return loss (ORL) measure

Market-leading onboard PDF reporting solution and essential PC-based post-processing included for all users

Batch processing of results with FastReporter software

Best-in-class singlemode distance range of 160 km

EXFO Connect-ready for cloud-based test asset management

Easy and instant software upgrade of multimode units to quad configuration

## APPLICATIONS

Data centers

Enterprise structured cabling

## RELATED PRODUCTS



OTDR/iOLM  
FTB-720C QUAD OTDR/iOLM



Fiber inspection scope  
FIP-400B (WiFi or USB)

## FastReporter

Advanced data post-processing software  
FastReporter

# THE FIBER CERTIFIER OLTS WITH THE EXPERT BLUE TOUCH

The MaxTester 945 Fiber Certifier OLTS is the first tablet-inspired test solution that has been specifically designed to certify fiber cabling in data centers and enterprise networks. The unit's intuitive Windows-like user interface ensures a minimal learning curve. The MaxTester 945 Fiber Certifier offers icon-based functions, instant boot-up, as well as onboard assistance and onboard professional reporting.



## TABLET-INSPIRED DESIGN

With the most user-friendly display in the industry (7-inch, high-resolution touchscreen), the MaxTester 945 Fiber Certifier delivers unprecedented user experience, and the unit's integrated WiFi/Bluetooth allows for high connectivity. The MaxTester 945 Fiber Certifier guarantees a full day of fieldwork with 12 hours of battery autonomy and internal memory capacity of 150,000 test results.

## FULL-FLEDGED UNITS AT BOTH ENDS

Both the main and remote units are full-fledged to maximize the efficiency of each technician:

- FasTest™ results with diagnostics are displayed on both units at the end of each test.
- Both technicians can certify the fiber connectors with a fiber inspection scope via the large touchscreens available on the both units.



The MaxTester 945 Fiber Certifier gives remote technicians greater visibility and efficiency.



## ONBOARD MULTISTANDARD CERTIFICATION

The MaxTester 945 Fiber Certifier lets you certify to both cabling and application standards simultaneously. You can therefore certify the cabling (i.e., the physical quality of the fiber and its components, such as splices and connectors), as well as the application that the fiber can carry; for instance, IEEE or Fibre Channel.

## ONBOARD PDF REPORTING

The MaxTester 945 Fiber Certifier comes with unique onboard PDF reporting to convert multiple measurements into a single professional report in a format recognized by the industry standards. The reporting includes clear pass/fail certification status against the multiple standards tested, and a summary of the measurements with margins, anomalies, test-cord references and verification.

This feature serves as a natural complement to our FastReporter PC-based software designed for batch processing of high-count fiber and multiple measurement combinations (e.g., connector certification, loss and OTDR).



Compact, intuitive tablet-inspired design.

**OLTS Report** TIA-568-C.1 Inside Plant

Job ID: DC-61-C830  
 Customer: International Bank  
 Company: EXFO ISM Team  
 File name:

Emplacements		
	Main	Remote
Opérateur	Julien Doe	Peter Pan
Modèle du module	MAX-945-Q1	MAX-945-Q1
Numéro de série	ZIMMAX022F	ZIMMAX022F
Date d'installation	11/10/2019 10:11:13	11/10/2019 10:11:13

Link Definition		
Fiber Type	Connection	Splice
OM3	2	0

Identifier	Test Units	Wavelength	Loss	Loss Margin	Length (m)	Date/Time
		(nm)	(dB)	(dB)		
Cable_Fiber1	M->R	850	4.10	2.20	105.2	10/10/2019 11:20:00 AM
		1300	4.10	-2.21		
Cable_Fiber2	R->M	850	2.94	-0.60	104.9	10/10/2019 11:20:00 AM
		1300	2.50	-0.77		
Cable_Fiber3	M->R	850	1.00	0.68	105.0	10/10/2019 11:20:00 AM
		1300	1.00	0.57		
Cable_Fiber4	R->M	850	1.00	0.80	105.2	10/10/2019 11:20:00 AM
		1300	1.00	0.47		
Cable_Fiber5	M->R	850	1.43	0.25	104.9	10/10/2019 11:20:00 AM
		1300	1.13	0.15		
Cable_Fiber6	R->M	850	1.15	0.23	104.2	10/10/2019 11:20:00 AM
		1300	1.45	0.12		

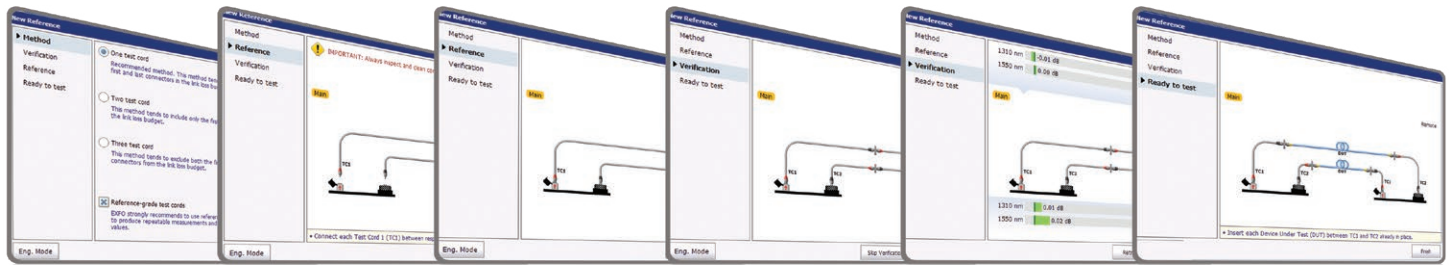
Reference Method	Test Cord	Test Units	Wavelength (nm)	Reference (dBm)	Test Cord Verifications (dB)	Date/Time
One test cord	Reference grade	R->M	850	0.65	0.10	10/10/2019 11:17:00 AM
			1300	0.65	0.10	

Standard	Wavelength (nm)	Max Link Loss	Max Link Length
		(dB)	(m)
TIA-568-C.1 Inside Plant	850	Dynamic <sup>1</sup>	
	1300	Dynamic <sup>1</sup>	
	850	Dynamic <sup>1</sup>	
	1300	Dynamic <sup>1</sup>	

EXFO Signature: \_\_\_\_\_ Date: 10/09/2019 Page 1 sur 2

## ONBOARD ASSISTANCE AND DIAGNOSIS

The MaxTester 945 Fiber Certifier provides a foolproof method against test-cord reference mistakes and negative loss thanks to its step-by-step wizard that guides technicians through the referencing and verification process, as per industry standards. The MaxTester 945 Fiber Certifier goes even further by diagnosing the possible causes for fail results and provides guidance to fix issues.




## BUILT-IN ENCIRCLED FLUX COMPLIANCY

Each MaxTester 945 Fiber Certifier comes with a built-in Encircled Flux (EF)-compliant multimode light source. Furthermore, in order to maximize measurement accuracy and avoid invalid results, EXFO designed reference-grade test cords in compliance with ISO/IEC 14763-3 standard requirements.



EXFO's test cords are made from reference-grade connectors, and the fiber used is strictly controlled to ensure proper core size and geometry. For multimode testing, this makes it possible to remain within Encircled Flux template limits at the output of the test cord, without the need for an external EF-mode conditioner. These high-quality, reference-grade test cords are less fragile and less expensive than EF-conditioned test cords, helping to reduce your overall equipment cost of ownership.

EXFO's test cords are also color-coded to prevent manipulation errors when they are connected to the test ports and device under test. The user interface displays animated instructions with the same color codes to facilitate the test process.



## THREE YEARS OF PEACE OF MIND FOR REPAIRS AND CALIBRATION



The MaxTester 945 Fiber Certifier has been rigorously tested to guarantee the highest standards of reliability and durability. This is why we feel so confident about offering a warranty and a recommended calibration interval of three years.

You can safely use this highly-reliable instrument for accurate test results while significantly reducing your certifier's cost of ownership (your cost of calibration and the related downtime will be divided by a factor of three).

## OPTICAL PLUG-AND-PLAY OPTIONS

The MaxTester 945 features plug-and-play optical options that can be purchased whenever you need them, at the time of your order or later on. In either case, installation is a snap: you can do it yourself with no need for any software updates.

### Visual fault locator (VFL)

The plug-and-play VFL easily identifies breaks, bends, faulty connectors and splices, in addition to other causes of signal loss. This basic, yet essential, troubleshooting tool should be part of every field technician's toolbox. Visually locating faults by creating a bright-red glow at the exact location of the fault on singlemode or multimode fibers, it can detect faults over distances of up to 5 km.



### Quad option for multimode units

The MaxTester 945 Fiber Certifier multimode units offer maximum flexibility by featuring a unique quad-ready ability. Upgrading to the quad option is easy and instantaneous thanks to a software key that activates singlemode wavelengths that are precalibrated at the factory to enable you to test singlemode fibers immediately after the upgrade, without any other constraints. This will save you both time and money.

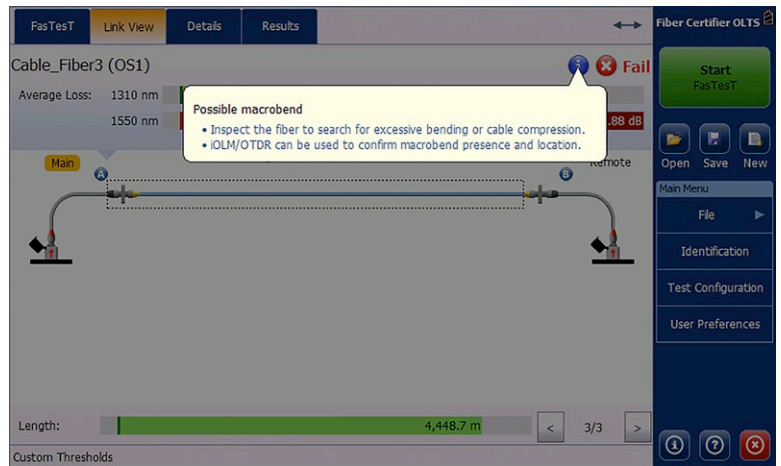
### Test efficiency

- FasTesT™: acquisition time less than three seconds
- Online reporting–live from the field
- Maximum simplicity and fast learning curve with onboard user assistance:
  - **Port LED indicators:** guide the user through the referencing and testing processes. LED indicators show the user which optical port to connect to the fiber. A beep indicates that the connection is established to confirm continuity.
  - **Onboard diagnosis:** throughout the referencing and testing processes, the MaxTester delivers real-time information on test cord health as well as pass/fail results according to preset or custom criteria. When testing, the MaxTester delivers loss and length data, and can even identify the presence of a macrobend (refer to side picture).
  - **Margin meters:** indicate the result status as well as the margin according to preset thresholds.

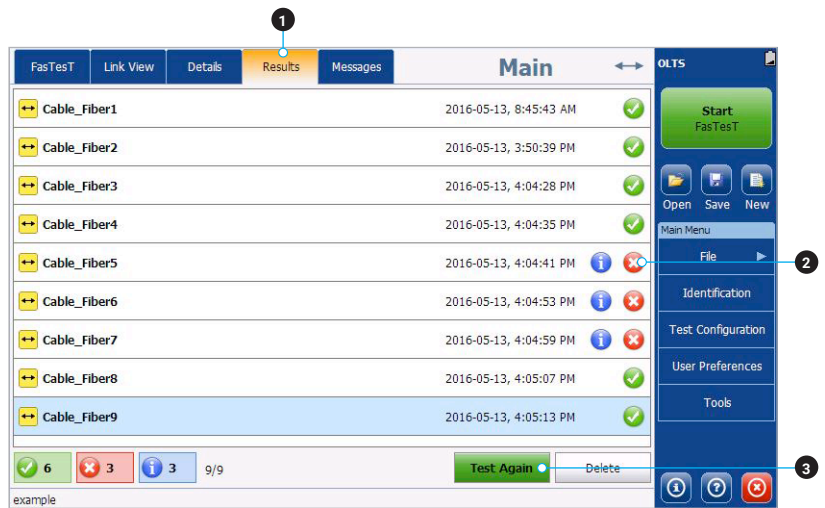
- The MaxTester 945 includes a *Test Again* feature allowing the user to retest failed fibers in three steps:
  1. Go back in test results
  2. Quickly and correctly identify the failed fiber by looking at the pass/fail status
  3. Press *Test Again*

### Optimized test sequence

- **Real-time continuity feature:** the main and remote units emit visual and audible signals to let the technicians on both ends know that a connection has been established on the specific fiber under test. This also allows the technicians to start the test right away, saving time on each fiber tested.
- **Text messaging capabilities:** allows users to send text messages through the fiber under test faster than other test sets in the industry.

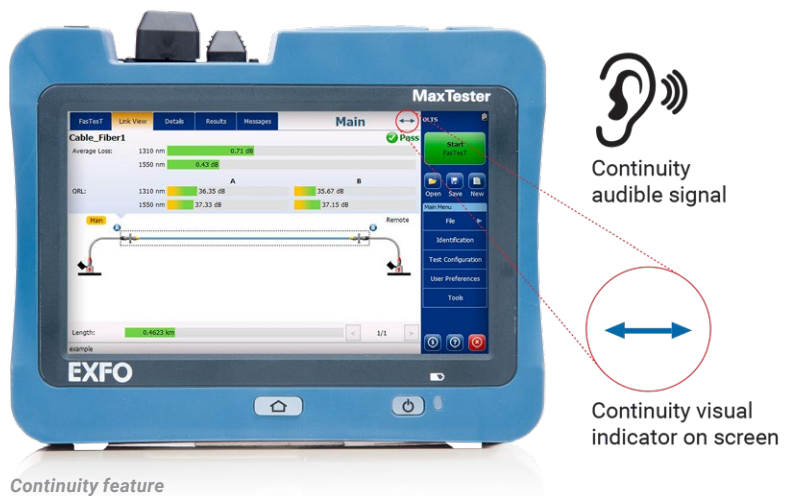


Onboard diagnosis helps the technician take proper action



See results clearly and test again easily

- 1 Results tab lists all the fibers tested in a cable
- 2 Pass/Fail status indicated under Results
- 3 Test Again button to retest a "failed fiber" using the same settings



Continuity feature



## DISCOVER THE INDUSTRY'S FIRST FULLY AUTOMATED FIBER INSPECTION SCOPES

Housing a unique automatic focus adjustment system, EXFO's fiber inspection scope series automates each operation in the sequence of inspecting a connector endface. The result: **fiber inspection is now a quick, one-step process that can be performed by technicians of all skill levels.**

### Automated models

**The FIP-500:** wireless, autonomous and fully automated scope featuring the fastest inspection in the industry for both multi-fiber and single-fiber connectors. All-day testing without the need to recharge batteries or offload results.

**The FIP-435B:** connected to EXFO platforms or your smart device, this fully automated wireless scope enables connector certification in one step. View and store results on your EXFO platform or smart device.

**The FIP-430B:** fully automated inspection scope featuring USB wired connectivity to PC and EXFO platforms.

### Semi-automated and manual models

**The FIP-420B:** semi-automated scope featuring a manual focus adjustment. USB wired connectivity to PC and EXFO platforms.

**The FIP-410B:** basic inspection features for manual inspection. USB wired connectivity to PC and EXFO platforms.

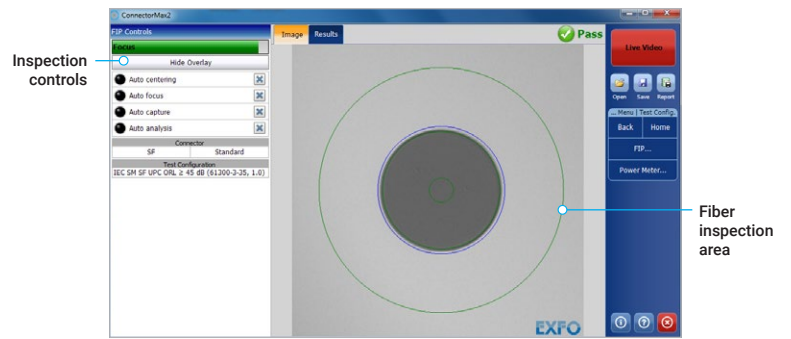


FEATURES	USB WIRED			WIRELESS	AUTONOMOUS
	FIP-410B	FIP-420B	FIP-430B	FIP-435B	FIP-500
Image capture	•	•	•	•	•
Five-megapixel CMOS capturing device	•	•	•	•	•
Automatic fiber image-centering function and focus adjustment		•	•	•	•
Automatic fiber image-focus adjustment			•	•	•
Onboard pass/fail analysis		•	•	•	•
Pass/fail LED indicator		•	•	•	•
USB connectivity to an EXFO platform or PC	•	•	•	•	
Wireless connectivity to an EXFO platform or PC				•	
Wireless connectivity to a smartphone				•	•
Semi-automated multifiber / MPO inspection	•	•	•	•	
Fully automated multifiber / MPO inspection					•
Onboard touch screen and data storage					•
SmarTips with automated thresholds and quick-connect mechanism					•

For more information, visit [www.EXFO.com/fiberinspection](http://www.EXFO.com/fiberinspection).

## POWERFUL CONNECTOR ENDFACE IMAGE VIEWING AND ANALYSIS SOFTWARE

- Automatic pass/fail analysis of the connector endfaces
- Lightning-fast results in seconds with simple one-touch operation
- Complete test reports for future referencing
- Stores images and results for record-keeping



Clear pass/fail results

## FastReporter

Data post-processing software

### GET ALL ADVANCED CAPABILITIES FOR FREE

FastReporter is a consolidated data management and post-processing solution designed to improve results quality as well as auditing and reporting productivity.

Download the latest version of FastReporter, launch the application and create your EXFO Exchange account to get the full range of capabilities, at no cost. EXFO Exchange automates and optimizes workflows, troubleshooting, field testing and reporting within a secured collaborative software platform for each step of network deployment.

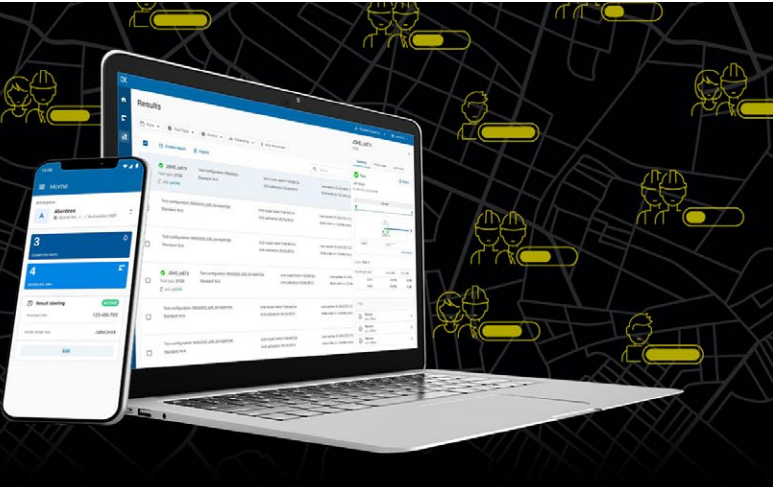
FEATURES	FastReporter (version 3)	
	Basic	Full (now free with EXFO Exchange account)
Number of files	Up to 24 results	Unlimited
Measurement type	OTDR, iOLM, FIP, OLTS, OPM, CD, PMD	
Results viewer	•	•
Reporting – Basic (PDF)	•	•
Reporting – Advanced (Excel, PDF, custom)		•
Basic analysis – Bidir (OTDR and iOLM)	•	•
Advanced editing		•
Automated validation and results correction		•
Job management and identification edition	One file	Batch processing
Hundreds of additional features		•

Comparison of basic and full versions of FastReporter (version 3).



**MANAGE FIELD TESTS.  
STREAMLINE WORKFLOWS.  
UNLOCK INSIGHTS.**

Interconnect all parts of your field test ecosystem through EXFO Exchange, our open collaborative software platform.



**KEY BENEFITS**



**Connect operations with real-time visibility**



**Increase collaboration and build trust with business partners**




**Boost efficiency with automated processes**



**Reduce maintenance costs**



**Unlock insights to see what matters**



**From the office**

Invite your workforce and contractors to join your organization's workspace on EXFO Exchange. This will help you better organize projects and gain unprecedented visibility in real time over job progress and MoP compliance. Optimize closeout package generation to close jobs rapidly and monetize/get paid faster.



**From the field**

Request an invitation from your team manager to complete jobs faster and better, save results automatically and share them in real time.

**KEY FEATURES**

**Centralized and organized data**

**Easy integration**

**Consolidated reporting service**

**Process automation**


**Collaboration**



# SMALL ENOUGH TO BE HANDHELD. LARGE ENOUGH FOR FULL-SCREEN VIEWING.

## PACKAGED FOR EFFICIENCY

- |                                     |  |
|-------------------------------------|--|
| 1 Stylus                            | 8 InGaAs power meter                                 |
| 2 Singlemode source port            | 9 AC adapter   |
| 3 High-power power meter (optional) | 10 Home/switch application and screen capture (hold) |
| 4 Multimode source port             | 11 Power on/off/stand-by                             |
| 5 Visual fault locator              | 12 Battery LED status                                |
| 6 10/100 Mbit/s Ethernet port       | 13 Built-in WiFi/Bluetooth                           |
| 7 Two USB 2.0 ports                 | 14 Stand support                                     |





## SPECIFICATIONS

### SOFTWARE UTILITIES

Software update	Ensure that your MaxTester is up-to-date with the latest software
VNC configuration	The virtual network computing (VNC) utility allows technicians to easily remote control the unit via a computer or laptop
Microsoft Internet Explorer	Access the Web directly from your device interface
Data mover	Transfer all your daily test results quickly and easily
Centralized documentation	Instant access to user guides and other relevant documents
Wallpapers	Enhance your work environment with colorful and scenic backgrounds
PDF Reader	View your reports in PDF format
Bluetooth file sharing	Share files between your MaxTester and any Bluetooth-enabled device
WiFi connection	Wireless inspection scope interface, upload test results and browse the Internet
Inspection scope	USB or WiFi scope to inspect and analyze connectors

### POWER METER SPECIFICATIONS<sup>a</sup>

Detector type	GeX
Uncertainty <sup>b</sup>	±(5 % + 10 nW)
Measurement range (dBm)	25 to -50 <sup>c</sup>
Wavelengths range (nm)	850, 1300, 1310, 1490, 1550, 1577, 1625, 1650
Tone detection (Hz)	270/330/1000/2000

### FASTEST™ LOSS/LENGTH SPECIFICATIONS<sup>a</sup>

Testing speed <sup>d</sup>	FasTesT™ Duplex: 2.6 seconds (two wavelengths, one direction, automated, IL + fiber length) FasTesT™ Simplex: 5 seconds (two wavelengths, bidirectional, automated, IL + ORL + fiber length)		
Input/Output connectors	Interchangeable adapter (LC, SC or FC) <sup>e</sup>		
Wavelengths (nm) <sup>d</sup>	Quad 850 ± 20 1300 ± 20 1310 ± 20 1550 ± 20	MM 850 ± 20 1300 ± 20	SM 1310 ± 20 1550 ± 20
Source type	LED (multimode) Laser (singlemode)	LED	Laser
Launch condition <sup>e</sup>	EF compliancy guaranteed at multimode source port Within TIA-526-14-B, ISO/IEC 14763-3 and IEC 61280-4-1 Encircled Flux template limits at the end of an EXFO reference-grade 50/125 μm test cord		
Length measurement range (km)	Multimode: 20 <sup>f</sup> Singlemode: 160		
Length measurement uncertainty <sup>d,g</sup>	±(0.5 m + 0.5 % x length)		
ORL measurement range (dB) <sup>d,h</sup>	50		
ORL measurement uncertainty (dB) <sup>d,h,i</sup>	±1		
<b>Source</b>			
Output power (dBm) <sup>d</sup>	Multimode: -25 Singlemode: 2.5		
Output power stability (dB)	±0.05 over 8 h		
Spectral width (FWHM) (nm)	850 nm: 30 to 60 1300 nm: 100 to 150		

a. All specifications valid at 23 °C ± 1 °C and 1550 nm, on batteries and after 15 minutes of warm up, unless otherwise specified.

b. Uncertainty is valid at calibration conditions.

c. Specifications are provided with FC type connectors.

d. Typical.

e. Measured at 850 nm with SC connector.

f. At 1300 nm.

g. In duplex.

h. ORL measurement available on MaxTester 945 singlemode wavelengths only.

i. No discrete reflectance greater than -65 dB. Up to 45 dB.

**VISUAL FAULT LOCATOR (VFL) (optional)**

Laser, 650 nm $\pm$ 10 nm
CW/Modulate 1 Hz
Typical P <sub>out</sub> in 62.5/125 $\mu$ m: > -1.5 dBm (0.7 mW)
Laser safety: Class 2

**LASER SAFETY****ENVIRONMENTAL SPECIFICATIONS**

Temperature	Operating	-10 °C to 50 °C (14 °F to 122 °F)
	Storage	-30 °C to 70 °C (-22 °F to 158 °F) <sup>a</sup>
Relative humidity		0 % to 95 % non-condensing

**GENERAL SPECIFICATIONS**

Display	7-in (178-mm) outdoor-enhanced touchscreen, 800 x 480 TFT
Size (H x W x D)	166 mm x 200 mm x 68 mm (6 9/16 in x 7 7/8 in x 2 3/4 in)
Weight (with battery)	1.5 kg (3.3 lb)
Interfaces	Two USB 2.0 ports RJ45 LAN 10/100 Mbit/s
Storage	6 GB internal memory (150 000 test results, typical)
Battery <sup>b</sup>	Rechargeable lithium-polymer battery 12 hours of operation
Power supply	AC/DC adapter, input 100-240 VAC, 50-60 Hz, 9-16 V DCIN 20 W minimum
Warranty	Three (3) years
Recommended recalibration period	Three (3) years

a. -20 °C to 60 °C (-4 °F to 140 °F) with the battery pack.

b. Typical.

## ORDERING INFORMATION

MAX-945-XX-XX-XX-XX-XX-XX-XX

**Optical configuration**

**ICERT-Q1-QUAD** = Quad  
 Port 1: 850/1300 nm IL and length measurement  
 Port 2: 1310/1550 nm IL, length and ORL measurement

**Connector**<sup>a</sup>

EA-EUI-89 = APC/FC narrow key  
 EA-EUI-91 = APC/SC  
 EA-EUI-98 = APC/LC  
 EI-EUI-89 = UPC/FC<sup>h</sup>  
 EI-EUI-91 = UPC/SC<sup>h</sup>  
 EI-EUI-98 = UPC/LC<sup>h</sup>

**VFL and power meter**

00 = Without VFL and power meter  
 VFL = With VFL  
 PM2X = With power meter; GeX detector  
 VPM2X = With VFL and power meter; GeX detector

**WiFi and Bluetooth**

00 = Without RF components  
 RF = With RF capability (WiFi and Bluetooth)

**Inspection scope model**<sup>b</sup>

00 = Without inspection scope  
**FP410B** = Digital video inspection probe  
 Triple magnification  
**FP420B** = Analysis digital video inspection probe  
 Automated pass/fail analysis  
 Triple magnification  
 Autocentering  
**FP430B** = Automated analysis digital video inspection scope  
 Automated focus  
 Automated pass/fail analysis  
 Triple magnification  
 Autocentering  
**FP435B** = Wireless analysis digital video inspection scope<sup>c</sup>  
 Automated focus  
 Automated pass/fail analysis  
 Triple magnification  
 Autocentering

Example: MAX-945-ICERT-Q1-QUAD-EA-EUI-91-VFL-RF-FP435B-APC

**Extra FIPT-400B tips**<sup>d</sup>

**Bulkhead tips**  
 FIPT-400-FC-APC = FC/APC tip for bulkhead adapter  
 FIPT-400-FC-SC = FC and SC tip for bulkhead adapter<sup>e</sup>  
 FIPT-400-LC = LC tip for bulkhead adapters  
 FIPT-400-LC-APC = LC/APC tip for bulkhead adapter  
 FIPT-400-MU = MU tip for bulkhead adapters  
 FIPT-400-SC-APC = SC/APC tip for bulkhead adapter<sup>f</sup>  
 FIPT-400-SC-UPC = SC/UPC tip for bulkhead adapter  
 FIPT-400-ST = ST tip for bulkhead adapter

**Patchcord tips**

FIPT-400-U12M = Universal patchcord tip for 1.25 mm ferrules  
 FIPT-400-U12MA = Universal patchcord tip for 1.25 mm ferrules APC  
 FIPT-400-U16M = Universal patchcord tip for 1.6 mm ferrules  
 FIPT-400-U20M2 = Universal patchcord tip for 2.0 mm ferrules (D4, Lemo)  
 FIPT-400-U25M = Universal patchcord tip for 2.5 mm ferrules<sup>e</sup>  
 FIPT-400-U25MA = Universal patchcord tip for 2.5 mm ferrules APC<sup>f</sup>

**Multifiber tips**<sup>g</sup>

FIPT-400-MTP2 = MTP/MPO UPC tip for bulkhead adapter  
 FIPT-400-MTPA2 = MTP/MPO APC tip for bulkhead adapter  
 FIPT-400-MTP-MTR = MTP/MPO multirow UPC tip for bulkhead adapter  
 FIPT-400-MTP-MTRA = MTP/MPO multirow APC tip for bulkhead adapter

**Tip kits**

FIPT-400-LC-K = LC tip kit including:  
 FIPT-400-LC: LC tip for bulkhead adapters,  
 FIPT-400-LC-APC: LC/APC tip for bulkhead adapter,  
 FIPT-400-U12M: universal patchcord tip for 1.25 mm ferrules,  
 FIPT-400-U12MA: universal patchcord tip for 1.25 mm ferrules APC  
 FIPT-400-LC-K-APC = LC tip kit including:  
 FIPT-400-LC-APC: LC/APC tip for bulkhead adapter,  
 FIPT-400-U12MA: universal patchcord tip for 1.25 mm ferrules APC  
 FIPT-400-LC-K-UPC = LC tip kit including:  
 FIPT-400-LC: LC tip for bulkhead adapters,  
 FIPT-400-U12M: universal patchcord tip for 1.25 mm ferrules  
 FIPT-400-MTP-MTR-K = MTP/MPO multirow APC and UPC tip for bulkhead adapter<sup>g</sup>

**Base tips**

APC = Includes FIPT-400-U25MA and FIPT-400-SC-APC  
 UPC = Includes FIPT-400-U25M and FIPT-400-FC-SC

a. Connector adapters are the same on singlemode source ports, multimode source ports and power meter ports. Multimode connectors are always UPC.

b. Includes ConnectorMax2 software.

c. RF option mandatory and included with this model.

d. This list represents a selection of fiber inspection tips that covers the most common connectors and applications but does not reflect all the tips available. EXFO offers a wide range of inspection tips, bulkhead adapters and kits to cover many more connector types and different applications. Please contact your local EXFO sales representative or visit [www.EXFO.com/FIPTips](http://www.EXFO.com/FIPTips) for more information.

e. Included when UPC base tips are selected.

f. Included when APC base tips are selected.

g. Includes a bulkhead adapter for patch cord inspection.

h. A hybrid REF Grade Test Cord will be supplied when EI (UPC) interfaces are required.

**EXFO headquarters** T +1 418 683-0211 **Toll-free** +1 800 663-3936 (USA and Canada)

EXFO serves over 2000 customers in more than 100 countries. To find your local office contact details, please go to [www.EXFO.com/contact](http://www.EXFO.com/contact).

For the most recent patent marking information, please visit [www.EXFO.com/patent](http://www.EXFO.com/patent). EXFO is certified ISO 9001 and attests to the quality of these products. EXFO has made every effort to ensure that the information contained in this specification sheet is accurate. However, we accept no responsibility for any errors or omissions, and we reserve the right to modify design, characteristics and products at any time without obligation. Units of measurement in this document conform to SI standards and practices. In addition, all of EXFO's manufactured products are compliant with the European Union's WEEE directive. For more information, please visit [www.EXFO.com/recycle](http://www.EXFO.com/recycle). **Contact EXFO for prices and availability or to obtain the phone number of your local EXFO distributor.**

For the most recent version of this spec sheet, please go to [www.EXFO.com/specs](http://www.EXFO.com/specs).

In case of discrepancy, the web version takes precedence over any printed literature.