

# AXS-120 mini-OTDR

POINT-TO-POINT (P2P) LINKS, ACCESS AND FTTx NETWORK INSTALLATION AND TROUBLESHOOTING

The AXS-120 brings EXFO's renowned OTDR performance, reliability and durability to the field in a compact form factor.

## KEY FEATURES

Rugged and ultra-portable, featuring a 4-inch high-visibility outdoor touchscreen

Swap-Out connector, replaceable whenever necessary for optimal performance over time without undue service cost and downtime

All-day battery autonomy

Dynamic range up to 34/32 dB

Dual wavelengths: 1310 nm, 1550 nm

Short dead zones: 0.8/3.5 m event dead zone (EDZ) / attenuation dead zone (ADZ), PON dead zone 35 m

Onboard link map simplifying OTDR trace interpretation

Automated macrobend detection

Onboard PDF reporting

3-year warranty

In-line power checker and source

Integrated visual fault locator (VFL)



COMPATIBLE WITH  
**EXchange**



## APPLICATIONS

FTTx network installation and troubleshooting

Access-network testing (P2P)

Passive optical LAN (POL)

Cable television (CATV), hybrid fiber-coaxial (HFC) network testing

FTTA, distributed antenna systems (DAS) installation

FTTx/PON testing through splitters (up to 1×32) (coming soon)

## RELATED PRODUCTS AND ACCESSORIES



FIP-200



Soft pulse suppressor bag



Swap-Out Connector APC



Swap-Out Connector UPC

# THE ESSENTIAL CAPABILITIES OF A STATE-OF-THE-ART OTDR

## TESTING MADE SIMPLE

Unnecessary complexity eliminated so any technician can easily perform tests without having to dig through layers of menus or options.

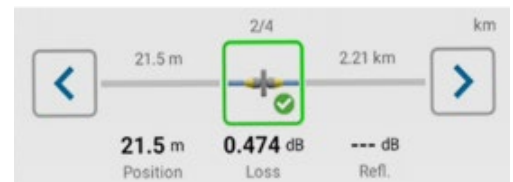


## HELPING YOU ACCELERATE THE LEARNING CURVE

### Optical Link Mapper (OLM)

Interprets OTDR traces automatically and provides an icon-based view of the elements on the link.

- Synced with events and placed on the same screen below OTDR trace to better understand events.
- Automatic analysis of multiple wavelengths with a consolidated link view display on a single screen.
- Display of end-to-end link length, loss and ORL according to the pass/fail settings.
- Automatic parameter settings and clear go/no-go results.
- Prompt guidance on what and where the network issues are.



**MULTIPLE  
WAVELENGTHS**



**CLEAR CONSOLIDATED  
LINK DISPLAY**



**.SOR  
FITS YOUR  
PROCESSES**

## TESTING ESSENTIALS INTEGRATED

The AXS-120 comes with key accessories needed when working in the field with an OTDR. It integrates essential optical test tools, equipping technicians with everything they need on the field job.

Included:

- In-line light source
- In-line power checker
- Visual fault locator (VFL)



## OPTIMIZED DISPLAY

See key test results summarized on a single screen, including test parameters, the OTDR trace, a linear view of all events and a link map.

### Portrait view

Indication and navigation over Job test IDs.

OTDR trace overview.

Linear view of all events with faulty events in red that allows zooming on specific events.

OTDR setup (selection of range, pulse and duration). Auto Mode is also available.

On/Off/Standby button, with integrated LED to indicate battery status.

Summary of global optical link parameters (length, loss and ORL).

Optical link mapper (OLM) to interpret the OTDR traces and identify element types.

Averaged OTDR measurement.

Start/Stop real-time OTDR measurement.

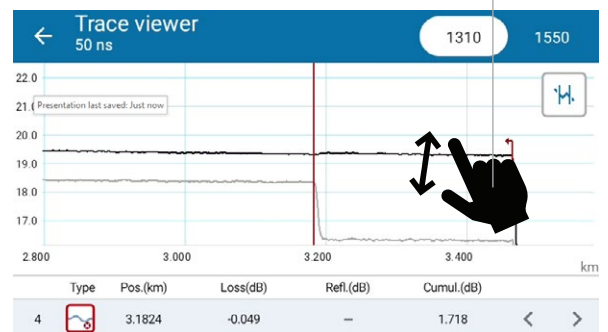
### Landscape view

Landscape view available at the click of a button. Investigate the trace efficiently!

Zoom freely on the overall trace or on specific elements.



Manual measurements with two markers.



## AXS-120: THE MINI YET MIGHTY OTDR WITH ALL ESSENTIAL FUNCTIONS TO MAKE FRONTLINE TECHNICIANS MORE EFFICIENT.

The AXS-120 mini-OTDR offers a suite of diagnostic and troubleshooting tools for those instances when you need more than link verification or when KPIs do not meet expectations. These tools allow technicians to better understand the link and identify weak points or impairments.



### Auto Mode

Manually set acquisition parameters, such as range or duration, or enable the Auto Mode to select EXFO recommended parameters for the selected pulse width, based on the length and overall loss of the fiber cabling.



### Flash-Advisor Mode: the core of the intelligent OTDR (coming soon)

#### Lightning-fast link verification

Flash Advisor displays the link's KPIs (link length, loss, and ORL) in under 3 seconds on the same screen as the trace and the link view. This single-ended verification test is ideal for instant length checks, sanity checks or mass volume control on high-fiber-count cables prior to or after installations and repairs.



### Real-Time Mode: allows continuous testing and refreshing

#### Continuous monitoring

Real-Time Mode enables the continuous observation of optical fibers, allowing for the immediate detection of any changes or faults. This is especially beneficial for maintenance and troubleshooting.

#### Dynamic event capture

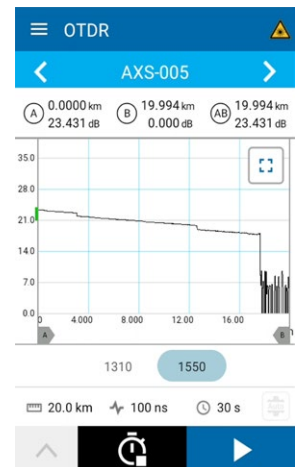
It captures dynamic events such as fiber bends, splices, and connector changes as they happen. This allows for real-time observation of how these events impact the signal without interrupting the measurement process.

#### Quick issue identification

For long fiber spans, Real-Time Mode facilitates the rapid identification of issues by displaying the trace as it updates. Technicians can halt the test as soon as anomalies are detected.

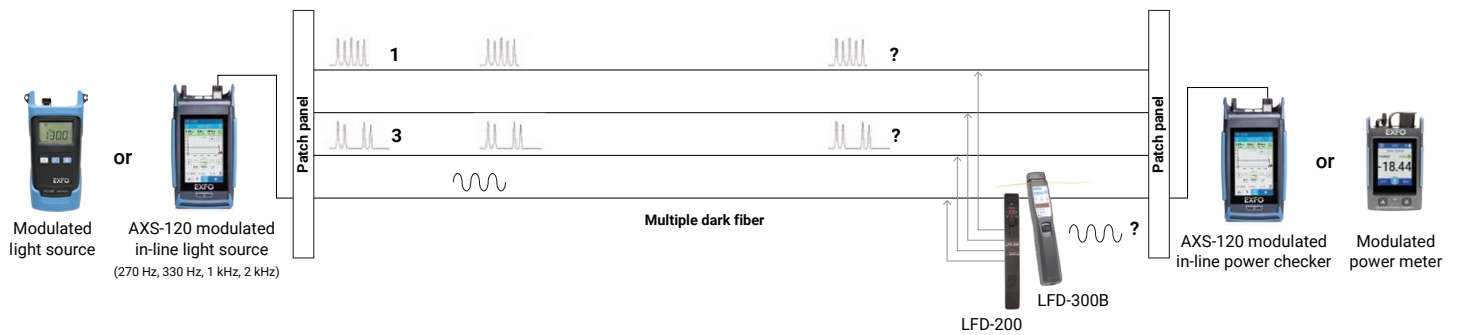
#### Live feedback

During installation or repairs, Real-Time Mode provides instant feedback, enabling technicians to make on-the-spot adjustments to parameters.



## FIBER TRACING – TONE DETECTION

The AXS can be used as a light source and emit a tone that can be detected by a live fiber detector (LFD), a power meter or by another AXS unit to trace a fiber /identify a specific fiber. The AXS-120 can detect 5 different tones CW, 270 Hz, 330 Hz, 1 KHz and 2 kHz.



## TAKING ON YOUR CAPEX AND OPEX CHALLENGES

Large instrument fleets come with hidden or unplanned costs of ownership including:

- Technician training and support
- Maintenance costs and logistics
  - Periodic calibration
  - Entry connector replacement in factory
  - Planned and unplanned downtime
  - Complexity of maintenance management

## Did you know?

More than 90% of OTDR units sent back to the manufacturer for periodic calibration have severely damaged connectors needing replacement.

Connector health is critical to ensuring optimal performance and accurate results for optical test instruments. Optical connectors experience wear and tear in the field and degrade over time until replacement is necessary.

## AXS-120 OTDR TACKLES THE ROOT CAUSES OF THESE ISSUES, SINCE IT'S DESIGNED TO ELIMINATE HIDDEN COSTS OF OWNERSHIP



### Patented, field replaceable Swap-Out connector

Self-diagnose health of unit connector. Swap it for a brand new one on the go when needed—no factory servicing costs and no downtime.



### Field-replaceable battery with all-day autonomy

> 10 hours of autonomy (Bellcore)



### Keep your calibration plan on track

The calibration date remains valid, even after swapping the connector. No need to calibrate your unit sooner than planned.



### Built-in intelligence

No learning curve and no need for remote expert assistance. Let the equipment handle it.



### 3-year warranty

Designed for long-term accuracy.



### EXFO's proven robustness

Rugged and ready; the world's leading manufacturer of OTDRs delivers renowned robustness for field use.



## DESIGNED FOR EFFICIENCY

EXFO's extensive experience in field testing instruments is embedded in AXS-120. It leverages this built-in expertise to diagnose the quality of your fiber reliably and quickly. All this, plus its ergonomic, robust design makes AXS-120 a perfect fit for today's field technician.

- 1 OTDR port  
In-line light source  
In-line power checker  
Swap-Out connector
- 2 Visual fault locator (VFL)
- 3 USB C charge port
- 4 Power on/off
- 5 4-inch touchscreen



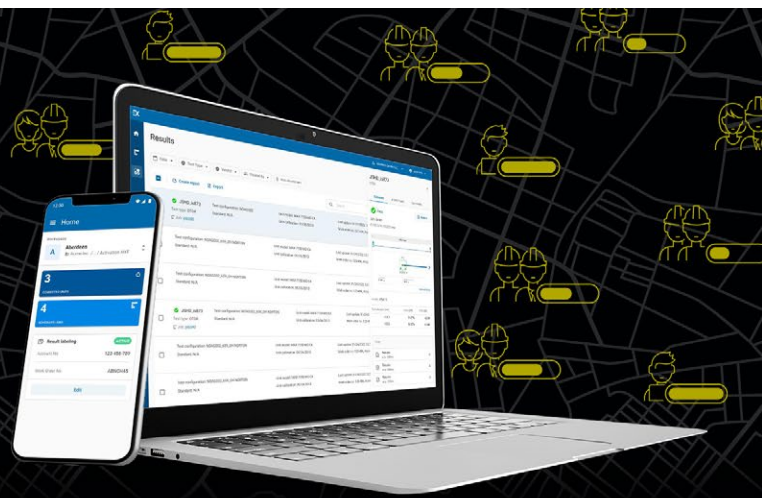




**SHARE TEST RESULTS.  
BOOST COMPLIANCE.  
UNLOCK INSIGHTS.**

**Cloud-hosted solution for sharing test results and ensuring compliance.**

Paired with EXFO's leading test instruments, EXFO Exchange drives an entire ecosystem, while integrating seamlessly with existing operation processes.



**KEY BENEFITS**



**Automate test results management**



**Boost compliance and efficiency**



**Improve collaboration and visibility**



**Access comprehensive reporting**



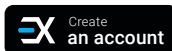
**Unlock insights to see what matters**

**SIMPLE SETUP IN THREE STEPS**

**1**

**Create your free EXFO Exchange account**

Begin your journey by creating an EXFO Exchange account. Setting up your account is quick and easy.



**2**

**Install the mobile app**

Download the EXFO Exchange app to allow test data from compatible EXFO devices to be uploaded securely to the cloud (free of charge).



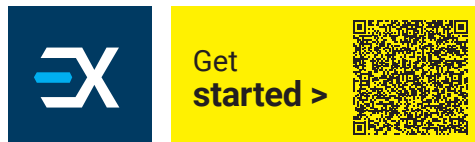
For MaxTester and FTB users, install the native app.



**3**

**Save time and boost efficiency**

Once your account created—and the mobile app installed and paired with compatible EXFO devices—all test results will be sent to the cloud. On the web app, you will see field test results from all invited testers.



## SPECIFICATIONS<sup>a</sup>

TECHNICAL SPECIFICATIONS	
Wavelength (nm) <sup>b</sup>	1310 ± 30/1550 ± 30
Dynamic range (dB) <sup>c</sup>	34/32
Event dead zone (m) <sup>d</sup>	0.8
Attenuation dead zone (m) <sup>d</sup>	3.5
Distance range (km)	0.65 to 200
PON dead zone (m) <sup>e</sup>	35
Pulse width (ns)	3 to 20 000
Linearity (dB/dB)	±0.05
Loss resolution (dB)	0.001
Sampling resolution (m)	0.04 to 5
Sampling points	Up to 256 000
Distance uncertainty (m) <sup>f</sup>	±(0.75 + 0.0025% × distance + sampling resolution)
Reflectance accuracy (dB) <sup>b</sup>	±2

GENERAL SPECIFICATIONS	
Size (H × W × D)	171 mm × 93 mm × 48 mm (6 ¾ in × 3 11/16 in × 1 7/8 in)
Weight (with battery)	0.5 kg (1.1 lb)
Display	4 in (101.6 mm) touchscreen, 800 × 480 TFT, portrait and landscape view
Interfaces	One USB-C port
Storage	8 GB internal memory (10 000 OTDR traces, typical)
Connectivity	Bluetooth®, WiFi and USB-C
Results format	PDF report on the unit .sor trace as per Telcordia (Bellcore), .trcx
Battery	Rechargeable lithium-polymer battery, USB type-C charging port connector
Battery autonomy	>10 hours of operation as per Telcordia (Bellcore) TR-NWT-001138
Temperature	Operating: -10 °C to 45 °C (14 °F to 113 °F) Storage: -40 °C to 70 °C (-40 °F to 158 °F) <sup>g</sup>
Relative humidity	< 93 % non-condensing
Data management	FastReporter 3, EXFO Exchange
Adapters	Multiple changeable adapters to fit any optical connectors: SC, FC, LC, and more

IN-LINE POWER CHECKER <sup>b, h</sup>	
Power range (dBm)	-60 to 23
Power uncertainty (dB) <sup>i, j</sup>	±0.5
Calibrated wavelengths (nm)	1310, 1490, 1550, 1625, 1650
Selectable wavelengths (nm)	1310, 1490, 1550, 1577, 1625, 1650
Tone detection	CW, 270 Hz, 330 Hz, 1 kHz, 2 kHz, 1 kHz + Blink, 2 kHz + Blink

IN-LINE SOURCE	
Output power (dBm) <sup>k</sup>	-7
Modulation	CW, 270 Hz, 330 Hz, 1 kHz, 2 kHz, 1 kHz + Blink, 2 kHz + Blink

a. All specifications valid at 23 °C ± 2 °C with an FC/APC connector, unless otherwise specified.

b. Typical.

c. Typical dynamic range with longest pulse and three-minute averaging at SNR = 1.

d. Typical, for reflectance from -55 dB, using a 3-ns pulse.

e. Non-reflective FUT, non-reflective splitter, 13-dB loss, 100-ns pulse, typical value.

f. Does not include uncertainty due to fiber index.

g. -20 °C to 60 °C (-4 °F to 140 °F) with the battery pack. To preserve optimal battery performance, do not expose to high storage temperatures for extended periods of time.

h. Specifications valid when OTDR not in operation or in idle mode.

i. At calibrated wavelengths.

j. Requires a good entry connector's health.

k. Typical output power is given at 1550 nm.

**VISUAL FAULT LOCATOR (VFL)**

Laser, 650 nm ± 10 nm  
 CW/Modulate 1 Hz  
 Typical P<sub>out</sub> in 62.5/125 μm: > -1.5 dBm (0.7 mW)  
 Laser safety: Class 2

**LASER SAFETY (complies with FDA 1040.10 and IEC 60825-1:2014)**



**YOUR AXS-120 STARTER KIT**



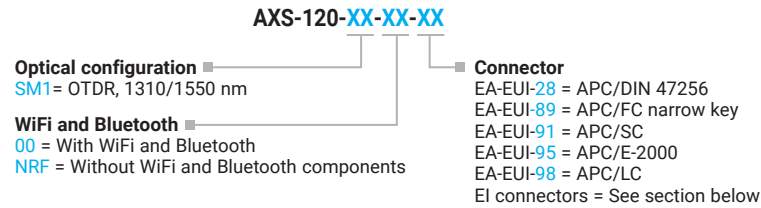
**ACCESSORIES (optional)**

- GP-10-061** Small size soft carrying case
- GP-10-071** Medium size soft carrying case
- GP-1008** VFL adapter (2.5 mm to 1.25 mm)
- GP-2269** USB-A to USB-C cable (for data transfer to PC)
- GP-2311** SC/APC Swap-Out™ optical connector
- GP-2312** SC/UPC Swap-Out™ optical connector
- GP-3150** Rechargeable battery
- GP-3172** 3-in-1 accessory combining kickstand, hand-strap and VFL holder (compatible with FLS-140)





## ORDERING INFORMATION



Example: AXS-120-SM1-EA-EUI-91

## EI CONNECTORS



To maximize the performance of your OTDR, EXFO recommends using APC connectors on singlemode port. These connectors generate lower reflectance, which is a critical parameter that affects performance, particularly in dead zones. APC connectors provide better performance than UPC connectors, thereby improving testing efficiency.

Note: UPC connectors are also available. Simply replace EA-XX by EI-XX in the ordering part number. Additional connector available: EI-EUI-90 (UPC/ST).

**EXFO headquarters** T +1 418 683-0211 **Toll-free** +1 800 663-3936 (USA and Canada)

EXFO serves over 2000 customers in more than 100 countries. To find your local office contact details, please go to [www.EXFO.com/contact](http://www.EXFO.com/contact).

For the most recent patent marking information, please visit [www.EXFO.com/patent](http://www.EXFO.com/patent). EXFO is certified ISO 9001 and attests to the quality of these products. EXFO has made every effort to ensure that the information contained in this specification sheet is accurate. However, we accept no responsibility for any errors or omissions, and we reserve the right to modify design, characteristics and products at any time without obligation. Units of measurement in this document conform to SI standards and practices. In addition, all of EXFO's manufactured products are compliant with the European Union's WEEE directive. For more information, please visit [www.EXFO.com/recycle](http://www.EXFO.com/recycle). **Contact EXFO for prices and availability or to obtain the phone number of your local EXFO distributor.**

For the most recent version of this spec sheet, please go to [www.EXFO.com/specs](http://www.EXFO.com/specs).

In case of discrepancy, the web version takes precedence over any printed literature.