

FTBx-720C LAN/WAN access OTDR

OPTIMIZED FOR MULTIMODE AND SINGLEMODE ACCESS NETWORK TESTING

■ The ideal construction OTDRs for everyday field testing in any access network. With an iOLM application for both singlemode and multimode testing, it's the most automated and intelligent troubleshooting tool for FTTA, LAN and data centers.



COMPATIBLE WITH
EXchange

iOLM
READY

EF
READY

EXFO Connect
compatible



KEY FEATURES

- Dynamic range of up to 36 dB in singlemode
- Event dead zone as low as 0.7 m and attenuation dead zone of 3 m
- Live fiber testing at 1625 nm
- Combined singlemode/multimode wavelengths
- Encircled Flux (EF) ready: use with external launch mode conditioner for EF-compliant multimode results
- iOLM-ready: one-touch multiple acquisitions, with clear go/no-go results presented in a straightforward visual format

APPLICATIONS

- Access network testing
- PON characterization and in-service troubleshooting (1x32)
- LAN/WAN characterization
- Private networks
- Data-center certification and troubleshooting
- Fronthaul/backhaul (FTTA, FTTT, remote radio heads, DAS and small cells)
- Manufacturing automation

COMPLEMENTARY PRODUCTS AND OPTIONS



Platform
FTB-1v2/
FTB-1 Pro



Platform
FTB-2/FTB-2 Pro,
FTB-4 Pro



Fiber inspection scope
FIP-400B (WiFi or USB)

FastReporter

Data post-processing software
FastReporter 3



LOADED WITH FEATURES TO BOOST YOUR EFFICIENCY



Real-time averaging

Activates the OTDR laser in continuous shooting mode, the trace refreshes in real time and allows to monitor the fiber for a sudden change. Perfect for a quick overview of the fiber under test.



Zoom tools

Zoom and center to facilitate the analysis of your fibers. Draw a window around the area of interest and center in the screen quicker.



Set parameters on the fly

Dynamically change OTDR settings for the ongoing acquisition without stopping or returning to submenus.



Macrobend finder

This built-in feature enables the unit to automatically locate and identify macrobends, no need to spend further time analyzing the traces.



Automode

Used as a discovery mode, this feature automatically adjusts the distance range and the pulse width in function of the link under test. It is recommended to adjust the parameters to perform additional measurements to locate other events.



Data center cable certification (iCERT^a)

iCERT option turns the iOLM into an intelligent tier-2 certifier with automated pass/fail thresholds for SM/MM cables, helping fiber installers to certify or troubleshoot any enterprise or datacenter network according to the recognized international standards (including TIA-568, ISO 11801).



Bidirectional analysis (Via FastReporter 3 data post-processing software)

Recommended to ensure true splice characterization, bidirectional analysis combines results from both directions to provide an average loss for each event. For a more complete event characterization, use intelligent Optical Link Mapper (iOLM) and benefit from maximum resolution on both directions (multiple pulse widths at multiple wavelengths) as well as a consolidated view.

a. This software option is only available if you select the iOLM or Oi application.

TROUBLESHOOTING HIGH-SPEED MULTIMODE NETWORKS WITH ENCIRCLED FLUX



Whether for expanding enterprise-class businesses or large-volume data centers, new high-speed data networks built with multimode fibers are running under tighter tolerances than ever before. In the event of failure, intelligent and accurate test tools are needed to quickly find and fix the fault.



EF launch fiber
(SPSB-EF-C30)

Multimode fibers are the trickiest links to test, because the test results are highly dependent on each device's output conditions. Troubleshooting with a unit other than the construction unit may mislead the technician or result in the inability to find the fault, creating longer network downtimes.

For multimode fibers, EXFO recommends using an external launch mode conditioner that is Encircled Flux (EF)-compliant. The EF standard (as recommended in TIA-568 via TIA-526-14-B and IEC 61280-4-1 Ed. 2.0) is a way of controlling the source launch conditions so that tier-2 troubleshooting can be performed with maximum accuracy and consistency.

QUAD OPTION FOR MULTIMODE UNITS

The multimode units offer maximum flexibility by featuring a unique quad-ready ability.

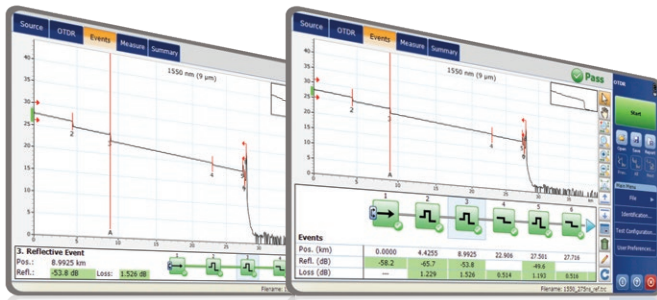
Upgrading to the quad option is easy and instantaneous, thanks to a software key that activates the singlemode wavelengths. Singlemode wavelengths are pre-calibrated at the factory, so you are ready to test singlemode fibers right after the upgrade with no other constraints. This will save you both time and money.



LOOKING FOR ICON-BASED MAPPING?

Linear view (included on all EXFO OTDRs)

Available on our OTDRs since 2006, the linear view simplifies the reading of an OTDR trace by displaying icons in a linear way for each wavelength. This view converts the graph data points obtained from a traditional single pulse trace into reflective or non-reflective icons. With applied pass/fail thresholds, it becomes easier to pinpoint faults on your link.



This improved version of linear view provides the flexibility to display both the OTDR graph and its linear view without having to toggle to analyze your fiber link.

Although this linear view simplifies the OTDR reading of a single pulse width's trace, the user will still need to set the OTDR parameters. In addition, multiple traces must often be performed in order to fully characterize the fiber links. See the section below to learn how the iOLM can perform this automatically and with more accurate results.

iOLM—REMOVING THE COMPLEXITY FROM OTDR TESTING

OTDR testing comes with its load of challenges...



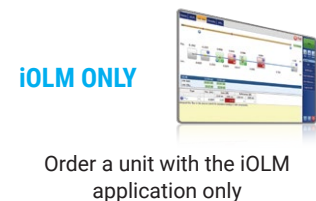
In response to these challenges, EXFO developed a better way to test fiber optics: The iOLM is an OTDR-based application designed to simplify OTDR testing by eliminating the need to configure parameters, and/or analyze and interpret multiple complex OTDR traces. Its advanced algorithms dynamically define the testing parameters, as well as the number of acquisitions that best fit the network under test. By correlating multipulse widths on multiple wavelengths, the iOLM locates and identifies faults with maximum resolution—all at the push of a single button.

How does it work?



Turning traditional OTDR testing into clear, automated, first-time-right results for technicians of any skill level.

Three ways to benefit from the iOLM



iOLM features value pack and options

In addition to the standard iOLM feature set, you can select added-value features as part of the **Advanced** or **Pro** packages, or standalone options. Please refer to the [iOLM specification sheet](#) for the complete and most recent description of these features.

iOLM Standard

- Dynamic multipulse multiwavelength acquisition
- Intelligent traces analysis and diagnostics
- Single link view and event table
- SOR trace generation
- Single iOLM file per link for easy reporting
- **Optimode:** Short-link close events, fast short link, fast medium range

iOLM Advanced (iADV)^a

- Real-time OTDR
- SOR pulse and wavelength editor
- SOR trace view
- Custom elements
- Advanced link edition and re-analysis
- 2:N splitter characterization
- **Optimode:** SFP-Safe Troubleshooting^b

iLOOP^a

- iOLM loopback
- iOLM automated bidirectional analysis over TestFlow^{b, c}

iOLM Pro (iPRO includes iADV and iLOOP)^a

Automated MPO cable characterization and troubleshooting (with EXFO switch) (iMF)

iCERT^a

Cabling certification option

a. Require enabling iOLM standard.

b. Singlemode only, configuration without splitter.

c. Requires TestFlow subscription.

FIBER CONNECTOR INSPECTION AND CERTIFICATION—THE ESSENTIAL FIRST STEP BEFORE ANY OTDR TESTING

Taking the time to properly inspect a fiber-optic connector using an EXFO fiber inspection scope can prevent a host of issues from arising further down the line, thus saving you time, money and trouble. Moreover, using a fully automated solution with autofocus capabilities will turn this critical inspection phase into a fast and hassle-free one-step process.

Did you know that the connector of your OTDR/iOLM is also critical?

The presence of a dirty connector at an OTDR port or launch cable can negatively impact your test results, and even cause permanent damage during mating. Therefore, it is critical to regularly inspect these connectors to ensure that they are free of any contamination. Making inspection the first step of your OTDR best practices will maximize the performances of your OTDR and your efficiency.



| FEATURES | USB WIRED | WIRELESS | AUTONOMOUS |
|---|-----------|----------|------------|
| | FIP-430B | FIP-435B | FIP-500 |
| Image capture | • | • | • |
| Five-megapixel CMOS capturing device | • | • | • |
| Automatic fiber image-centering function and focus adjustment | • | • | • |
| On-board pass/fail analysis | • | • | • |
| Pass/fail LED indicator | • | • | • |
| USB connectivity to an EXFO platform or PC | • | • | |
| Wireless connectivity to an EXFO platform or PC | | • | |
| Wireless connectivity to a smartphone | | • | • |
| Manual scanning for multifiber / MPO connectors | • | • | |
| Semi-automated multifiber / MPO inspection | • | • | |
| Fully automated multifiber / MPO inspection | | | • |
| On-board touch screen | | | • |
| SmartTips with automated thresholds | | | • |
| Quick-connect mechanism | | | • |

For more information, visit www.EXFO.com/fiberinspection.

AVAILABLE IN THE FTB-1V2/FTB-1 PRO, FTB-2/FTB-2 PRO AND FTB-4 PRO PLATFORMS

The EXFO FTB platforms are the most compact solutions on the market for **multirate, multitechnology, multiservice testing**, delivering all the power of a high-end platform in a conveniently sized, go-anywhere field-testing tool.



INTUITIVE INTERFACE

Widescreen display and multitouch capability



UNMATCHED CONNECTIVITY

WiFi, Bluetooth, Gigabit Ethernet and multiple USB ports



INCREASED PRODUCTIVITY

Store, push and share test data automatically

Do more with the EXFO FTB platform

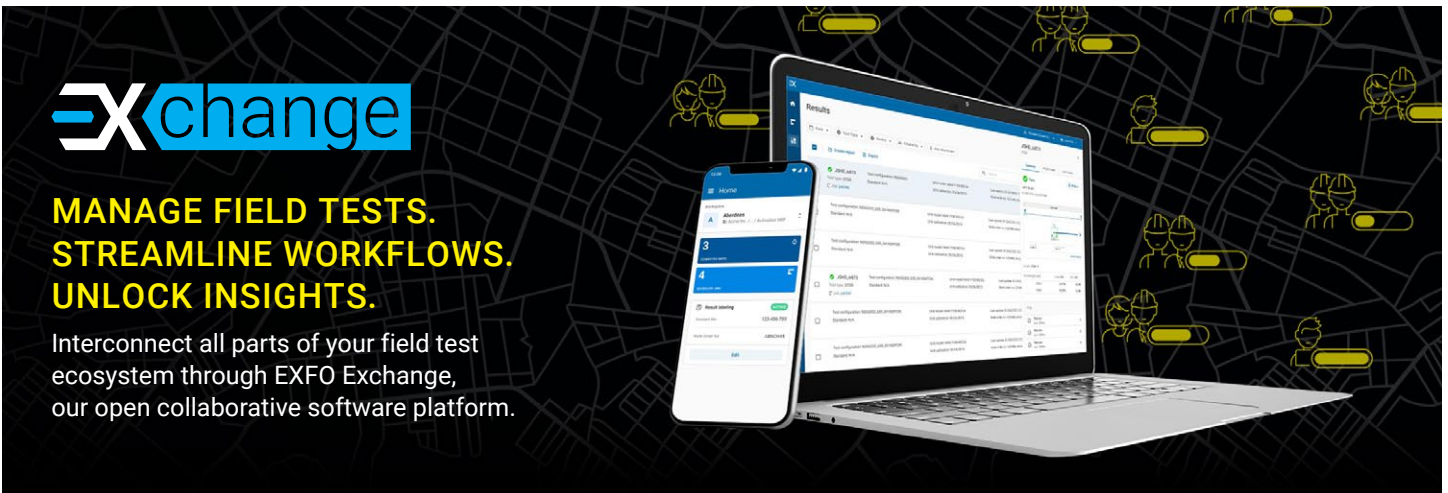
The Windows 10 operating system allows for a wide choice of third-party applications and supports an extensive range of USB devices.

- Start faster and multitask
- Use any office suite
- Connect to printers, cameras, keyboards, mice, and more

Bring your own apps

- Share your desktop (e.g., using TeamViewer)
- Antivirus software
- Communicate via email services and over-the-top (OTT) apps
- Record and automate actions
- Share files via cloud-based storage





EXchange

**MANAGE FIELD TESTS.
STREAMLINE WORKFLOWS.
UNLOCK INSIGHTS.**

Interconnect all parts of your field test ecosystem through EXFO Exchange, our open collaborative software platform.

KEY BENEFITS



Connect operations with real-time visibility



Increase collaboration and build trust with business partners




Boost efficiency with automated processes



Reduce maintenance costs




Unlock insights to see what matters



From the office

Invite your workforce and contractors to join your organization's workspace on EXFO Exchange. This will help you better organize projects and gain unprecedented visibility in real time over job progress and MoP compliance. Optimize closeout package generation to close jobs rapidly and monetize/get paid faster.



From the field

Request an invitation from your team manager to complete jobs faster and better, save results automatically and share them in real time.

KEY FEATURES

Centralized and organized data

Easy integration

Consolidated reporting service

Process automation

Collaboration



SOFTWARE TEST TOOLS

This series of platform-based software testing tools enhance the value of the FTB-1v2/FTB-1 Pro, FTB-2/FTB-2 Pro and FTB-4 Pro platforms, providing additional testing capabilities without the need for additional modules or units.

Expert Test Tools

EXpert VoIP TEST TOOLS

EXpert VoIP generates a voice-over-IP call directly from the test platform to validate performance during service turn-up and troubleshooting.

- Supports a wide range of signaling protocols, including SIP, SCCP, H.248/Megaco and H.323
- Supports mean-opinion-score (MOS) and R-factor quality metrics
- Simplifies testing with configurable pass/fail thresholds and RTP metrics

EXpert IP TEST TOOLS

EXpert IP integrates six commonly used datacom test tools into one platform-based application to ensure that field technicians are prepared for a wide range of testing needs.

- Rapidly performs debugging sequences with VLAN scan and LAN discovery
- Validates end-to-end ping and traceroute
- Verifies file-transfer-protocol (FTP) performance and hypertext-transfer-protocol (HTTP) availability

EXpert IPTV TEST TOOLS

This powerful Internet-protocol-television (IPTV) quality assessment solution enables set-top box emulation and passive monitoring of IPTV streams, allowing for quick and easy pass/fail verification of IPTV installations.

- Real-time video preview
- Analyzes up to 10 video streams
- Comprehensive quality-of-service (QoS) and quality-of-experience (QoE) metrics, including the MOS score

Automate asset management. Push test data in the cloud. Get connected.

EXFO | Connect

EXFO Connect pushes and stores test equipment and test-data content automatically in the cloud, allowing you to streamline test operation from build-out to maintenance.

All specifications valid at 23 °C ± 2 °C with an FC/APC connector, unless otherwise specified.

TECHNICAL SPECIFICATIONS

| | |
|--|--|
| Wavelength (nm) ^a | 850 ± 20/1300 ± 20/1310 ± 20/1550 ± 20/1625 ± 10 |
| SM live-port built-in filter | 1625 nm: highpass >1595 nm isolation >50 dB from 1270 nm to 1585 nm |
| Dynamic range (dB) ^b | 27, 29, 36, 35, 35 |
| Event dead zone (m) ^c | Singlemode: 0.7 Multimode: 0.5 |
| Attenuation dead zone (m) | Singlemode: 3 ^d Multimode: 2.5 ^e |
| PON dead zone (m) ^f | 35 |
| Distance range (km) | Multimode: 0.1 to 40 Singlemode: 0.1 to 260 |
| Pulse width (ns) | Multimode: 3 to 1000 Singlemode: 3 to 20 000 |
| Launch conditions ^g | EF-compliant |
| Linearity (dB/dB) | ±0.03 |
| Loss threshold (dB) | 0.01 |
| Loss resolution (dB) | 0.001 |
| Sampling resolution (m) | Multimode: 0.04 to 5 Singlemode: 0.04 to 10 |
| Sampling points | Up to 256 000 |
| Distance uncertainty (m) ^h | ±(0.75 + 0.0025 % x distance + sampling resolution) |
| Measurement time | User-defined (maximum: 60 minutes) |
| Reflectance accuracy (dB) ^a | ±2 |
| Typical real-time refresh (Hz) | 4 |

GENERAL SPECIFICATIONS

| | | |
|-------------------|--|---|
| Size (H x W x D) | 158 mm x 24 mm x 174 mm (6 ¼ in x 15/16 in x 6 7/8 in) | |
| Weight | 0.4 kg (0.9 lb) | |
| Temperature | Operating Storage | Refer to platform's specification sheet -40 °C to 70 °C (-40 °F to 158 °F) |
| Relative humidity | | 0% to 95% non-condensing |

LASER SAFETY



a. Typical.

b. Typical dynamic range with longest pulse and three-minute averaging at SNR = 1.

c. Typical, for reflectance from -35 dB to -55 dB in singlemode and -45 dB to -30 dB in multimode, using a 3-ns pulse.

d. Typical at 1310 nm, for reflectance at -55 dB, using a 3-ns pulse. Attenuation dead zone is 4 m typical with reflectance below -45 dB.

e. Typical, for reflectance at -35 dB, using a 3-ns pulse.

f. Non-reflective FUT, non-reflective splitter, 13-dB loss, 50-ns pulse, typical value.

g. Compliant with Encircled Flux TIA-526-14-B and IEC 61280-4-1 Ed. 2.0 using an external EF conditioner (SPSB-EF-C-30).

h. Does not include uncertainty due to fiber index.

ORDERING INFORMATION

FTBx-720C-XX-XX-XX-XX

Optical configuration

SM1 = SM OTDR, 1310/1550 nm
 SM2 = SM OTDR, 1310/1550 nm and 1625 nm live^a
 Q1 = MM OTDR, 850/1300 nm. QUAD-ready^a
 Q1-QUAD = QUAD OTDR, 850/1300 nm and 1310/1550 nm

Base software

OTDR = Enables OTDR application only
 iOLM = Enables iOLM application only
 Oi = Enables OTDR and iOLM applications

iOLM software option^b

00 = iOLM Standard
 iADV = iOLM Advanced
 iPRO = iOLM Pro
 iLOOP = iOLM loopback mode
 iCERT = iOLM tier-2 certification

Singlemode and multimode connector^c

EA-EUI-28 = APC/DIN 47256
 EA-EUI-89 = APC/FC narrow key
 EA-EUI-91 = APC/SC
 EA-EUI-95 = APC/E-2000
 EA-EUI-98 = APC/LC
 EI-EUI-28 = UPC/DIN 47256
 EI-EUI-89 = UPC/FC narrow key
 EI-EUI-90 = UPC/ST
 EI-EUI-91 = UPC/SC
 EI-EUI-95 = UPC/E-2000
 EI-EUI-98 = UPC/LC
 EI connectors = See section below about APC connectors

Example: FTBx-720C-SM1-OTDR-EA-EUI-89

- a. The two ports are configured with the same adapter.
 b. Please refer to the [iOLM specification sheet](#) for the complete and most recent description of these value packs.
 c. Multimode connectors available in EI (UPC) only.

EI CONNECTORS



To maximize the performance of your OTDR, EXFO recommends using APC connectors on singlemode port. These connectors generate lower reflectance, which is a critical parameter that affects performance, particularly in dead zones. APC connectors provide better performance than UPC connectors, thereby improving testing efficiency.

For best results, APC connectors are mandatory with the iOLM application.

Note: UPC connectors are also available. Simply replace EA-XX by EI-XX in the ordering part number. Additional connector available: EI-EUI-90 (UPC/ST).

EXFO headquarters T +1 418 683-0211 **Toll-free** +1 800 663-3936 (USA and Canada)

EXFO serves over 2000 customers in more than 100 countries. To find your local office contact details, please go to www.EXFO.com/contact.

For the most recent patent marking information, please visit www.EXFO.com/patent. EXFO is certified ISO 9001 and attests to the quality of these products. EXFO has made every effort to ensure that the information contained in this specification sheet is accurate. However, we accept no responsibility for any errors or omissions, and we reserve the right to modify design, characteristics and products at any time without obligation. Units of measurement in this document conform to SI standards and practices. In addition, all of EXFO's manufactured products are compliant with the European Union's WEEE directive. For more information, please visit www.EXFO.com/recycle. **Contact EXFO for prices and availability or to obtain the phone number of your local EXFO distributor.**

For the most recent version of this spec sheet, please go to www.EXFO.com/specs.

In case of discrepancy, the web version takes precedence over any printed literature.